

Diploma, Associate Degree, and Certificate Student Outcomes

Summary of Survey Results: 2019 to 2023

Applied filters:
CPCVCCAdministrativeAssistant;

Cohort	193
Respondents	111
Response Rate	58%

Description of Survey Respondents

Demographics

Gender

Age at the Time of the Survey

Aboriginal Identity
3%

Based on domestic student only.

Median Age
31



Further Education

26%

took further studies after graduating from their program
n = 28

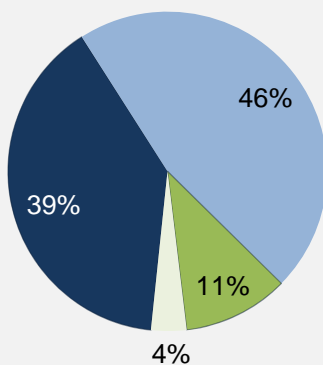
88%

of those who had taken further studies said their program prepared them well

13%

of respondents were currently studying

Further Studies Related to Program



Very related Somewhat related
Not very related Not at all related

Of those who took further studies at a different institution:

22%

expected transfer credit
n = 2

Of those who expected transfer credit:

0%

Received transfer credit

50%

were very satisfied or satisfied with their transfer experience

10%

English as a Second Language

13%

Diploma, Associate Degree, and Certificate Student Outcomes

Summary of Survey Results: 2019 to 2023

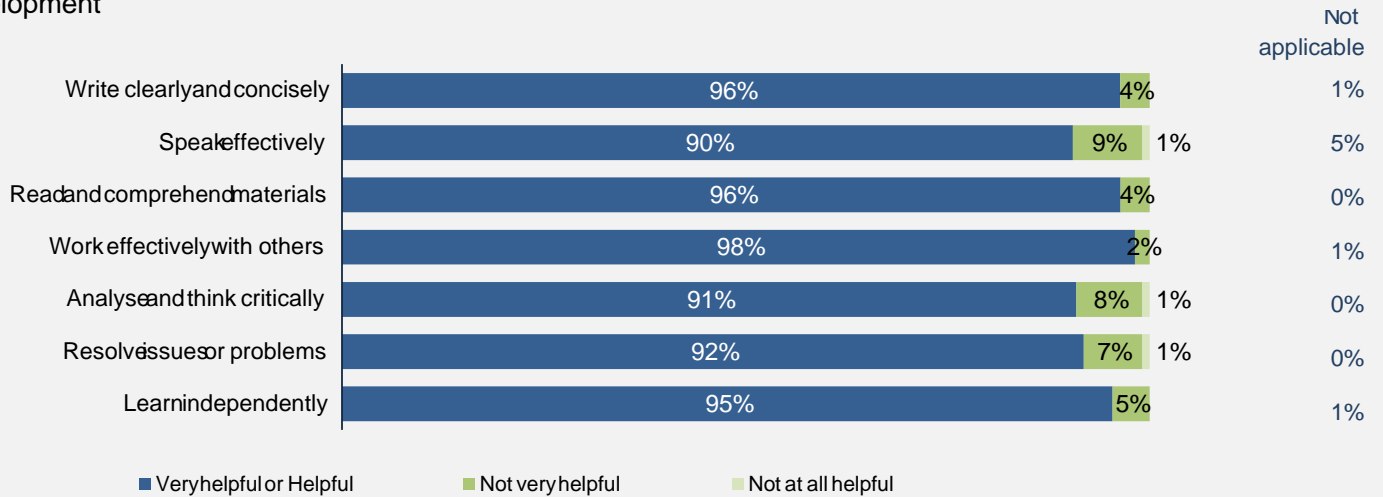
Applied filters:
CPCVCCAdministrativeAssistant;

Cohort	193
Respondents	111
Response Rate	58%

Skill Development and Post-Secondary Experience

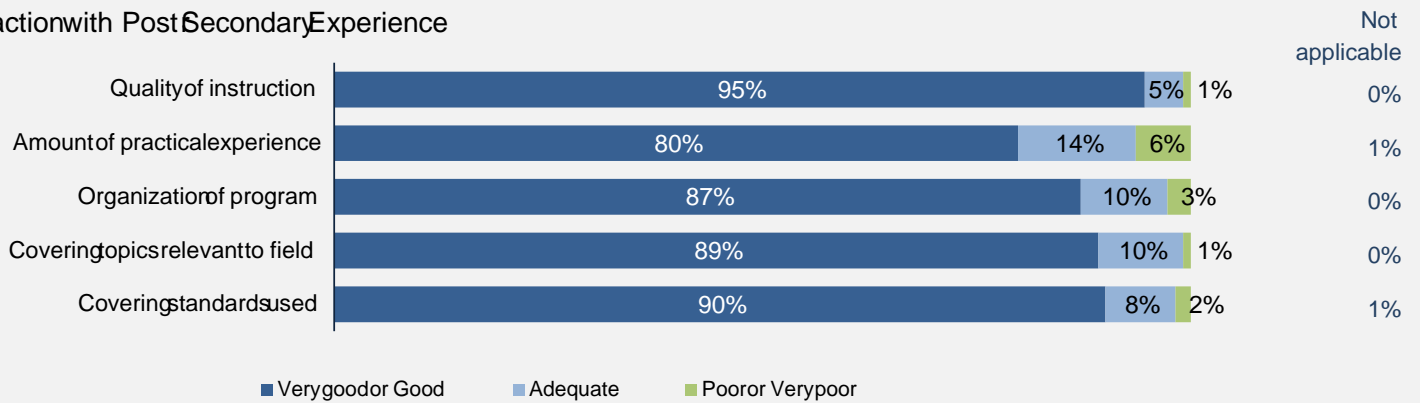
97% said they were very satisfied or satisfied with the education they received.

Skill Development



Percentages are based on those who gave a valid rating, excluding those who said Not applicable.

Satisfaction with Post-Secondary Experience



Percentages are based on those who gave a valid rating, excluding those who said Not applicable.